











Contents

 1	What Is Videoconferencing?	2
	1-1: Finding Words	6
	1-2: Using Videoconferences	8
	1-3: Recommending Videoconference Type	9
	1-4: Recommending Alternative Methods	11
 2	The Technical Points	14
	2-1: Matching Videoconference Terms	18
	2-2: Identifying Video Quality	19
	2-3: Analyzing Sound Quality	20
	2-4: Planning Coordination	21
	2-5: Making Recommendations	22
	2-6: Analyzing Standards	23
	2-7: Making Decisions	23
 3	Audience, Location, and Timing	24
	3-1: Planning a Videoconference	28
	3-2: Scheduling a Videoconference	28
	3-3: Understanding Time Zones	29
	3-4: Identifying Cultural Differences	29
 4	Assigning Responsibilities	30
	4-1: Planning Meeting Announcements	35
	4-2: Preparing a Videoconference Agenda	35
	4-3: Distributing the Agenda	36
	4-4: Taking Notes	37
 5	Managing Videoconferences	38
	5-1: Using Public Networks	43
	5-2: Preparing a Script	44
	5-3: Training Presenters	45
 6	Creating Slides, Visual Aids, and Handouts	46
	6-1: Creating Slides	52
	6-2: Adding Color	53
	6-3: Recommending Viewing Range	54
	6-4: Making a Recommendation	55
 7	Equipment, Systems, and Network	56
	7-1: Correcting Audio Problems	62
	7-2: Capitalizing on Presence	63
	7-3: Improving the View	64
	7-4: Upgrading the Videoconference Room	65

	8	Connecting Telephones, Data, and Other Networks	66
		8-1: Making a Recommendation	70
		8-2: Handling Last-Minute Details	71
		8-3: Setting the Rules	71
	9	Delivering a Videoconference	72
		9-1: Listing Responsibilities of Participants	77
		9-2: Fielding Questions	78
		9-3: Exploring Recording Restrictions	78
		9-4: Evaluating Videoconferences	79
	10	A Few Final Recommendations	80
		10-1: Gathering Information	84
		10-2: Establishing a Schedule	84
		10-3: Inviting the Guest Speaker	86
		Videoconference Planning Checklist	87
		Glossary	88
		Index	90